

# IQPodium PD100

## User Manual

www.IQBoard.net  
IQBoard@IQBoard.net



## Attention

### Before use:

- It is advised to use the provided power adapter in the package with this product.
- Do not leave it under direct sunlight or by heaters.
- Do not place this product in any humid, dusty, or vibrating locations.
- Use a soft, dry cloth for cleaning instead of any volatile solvent.
- When the device is not in use for a while, please turn off the power

### During use:

- Please prevent children from operating the device without supervision.
- Recommended environmental conditions: Temperature: 0°C ~ 40°C (32°F ~ 104°F).
- Humidity: 30% ~ 85% (No condensation).
- Use the product on a stable base, desk, or table.
- Be careful to prevent the unit from dropping or overturning.

## Packing List

1. 21.5-inch LCD monitor



2. Battery Stylus pen



3. Spare pen tips



4. Pen Clip



5. Adapter



6. Power cable



7. HDMI cable




8. USB cable



9. Certificate



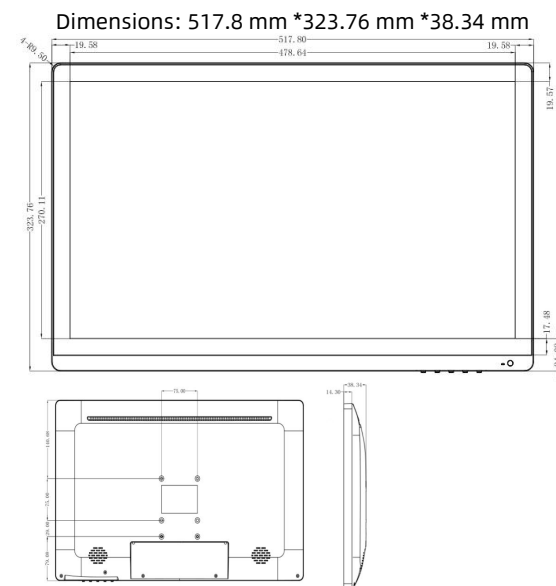
10. Warranty Card



11. User Manual



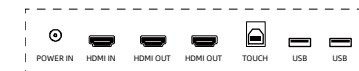
## Product Review



### Front buttons

1. Automatic image setting
2. Down adjust
3. Up adjust
4. Menu
5. Power on/off

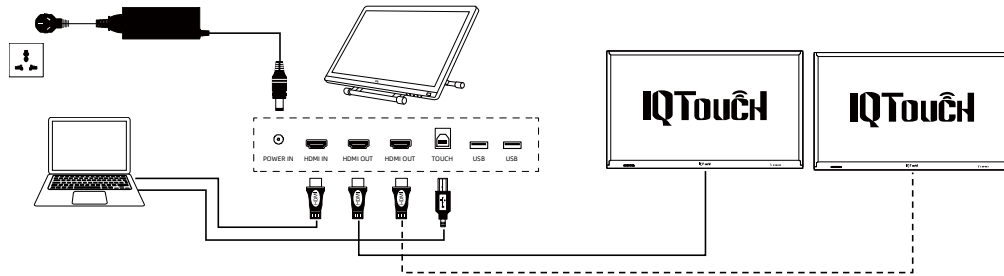
### Ports Illustration



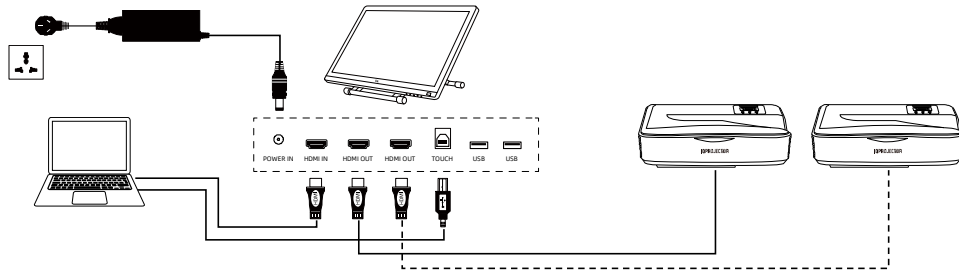
1. POWER IN
2. HDMI IN
3. HDMI OUT
4. HDMI OUT
5. TOUCH
6. USB
7. USB

# Connection

## Connect with touch screen



## Connect with projector



# Trouble Shooting

In this case	Problems	Solutions
PC screen does not display on IQPodium	Is the PC power on?	To deal with problem see the PC manual and other documentation.
	Is the IQPodium power on?	Connect the power cable, and press power button to power on.
	Is the HDMI cable connected to both the PC and IQPodium properly?	Connect the HDMI cable correctly.
	Other	Contact technical support.

In this case	Problems	Solutions
Stylus pen does not operate.	Is pen tip worn down?	Check if the pen tip is worn down or is too short. Please replace the stylus pen tip.
	Are there any electronic devices located nearby the IQPodium such as microwave ovens or radio transmitters that emit electromagnetic noise?	This product is susceptible to electromagnetic noise, so use the IQPodium away from devices that emit electromagnetic noise.
	Other	Restart Windows.
		Contact technical support.
Stylus pen tip and pen cursor positions do not match.	Did you calibrate the pen position?	Please use windows calibration to reorient.
	Other	Contact technical support.

# Specifications

Product name		IQPodium
Model		PD100
Display characteristics	Panel Type	Active-Matrix Liquid Crystal Display (TFT)
	Effective screen size (mm)	21.5 inch, 478.64 (H) * 270.11 (V)
	Resolution	1920 (H) * 1080 (V)
	Standard colors	16.7M
	Brightness	250 cd/m2
	Contrast ratio	5000:1
	Viewing angles	178° (H), 178° (V)
Digitizer characteristics	Input system	Electromagnetic
	Pen	Battery pen
	Tablet resolution	2000Lpi
	Pen pressure	1024 levels
	Reading accuracy	±0.5 mm (center)
	Tracking speed	Approximately 180 points per second
	Interface	USB interface (USB3.0)

Input/output	Input	HDMI
	Output	HDMI
Environmental conditions	Temperature	During use: +10 ~ +35°C; in storage: -20 ~ +60°C
	Humidity	During use: 10-80% (no condensation); in storage: 5-95% (no condensation)
Power consumption / power supply		40 W or less (4W or less in power saving mode) / AC in
External dimensions (mm)		517.8 (W) * 323.76 (H) * 38.34 (D) (without stand)
Stand adjustment		Adjustable in the range of 12° to 130°
Compatible operating systems		Windows XP, Windows 7, Windows 8, Windows 10 or Mac 10.9 or above.